



# Building **Brighter** FUTURES

.....▶  
PATHWAY TO SUSTAINABLE STUDENT SUCCESS



# Today's Goals and Agenda



## Goals

- Share important information about the future of CMSD
- Gather your feedback about what else we should be considering as we plan

## Agenda

- What is Building Brighter Futures and why is it necessary now?
- What data is important to know for our district?
- Focus in on our enrollment and building data
- *Discussion in Breakout Rooms*
- Path Ahead
- Closing

# Guidelines for Discussion and Group Norms



## Feedback and Comments

- During the presentation, microphones will be muted to allow everyone to hear the information.
- Please use the chat to send feedback and questions for CMSD to consider.
- During breakout rooms at the end, you may unmute yourself to speak with your group and also use the chat to send feedback and question to CMSD.

## Group Norms

- Leave your camera on if you are comfortable doing so.
- Please monitor your air time during breakout rooms.
- Please keep the focus on topics that are within the scope of today's discussion.
- For questions and ideas that you do not get a chance to share today, please share them in whatever way is most comfortable for you (chat, survey at the end, Let's Talk).

# Our vision for students



**All CMSD students  
are safe, engaged,  
and successful, no  
matter which school  
they attend**



# Our vision is aligned with Board guidance



## The Goals

1

**Early Literacy:** The percentage of 3rd graders who are proficient in ELA will increase from 35% in August 2024 to 60% by August 2030.

2

**Math Proficiency:** The percentage of first time test takers who are proficient in Algebra 1 will increase from 26% in August 2024 to 50% by August 2030.

3

**College Readiness:** The % of graduating cohort who meet at least one college ready indicator — ACT/SAT College Ready, Honors Diploma, AP/IB College Ready, or 12+ college credits — will increase from 8.2% in August 2024 to 25% by August 2030.

## The Guardrails

1

**Safety/Well-Being:** The CEO shall not fail to promote safety within CMSD facilities, along with physical and mental well-being for all students.

2

**Opportunity & Access:** The CEO shall not implement an academic program that fails to provide access to artistic, athletic, and career preparation opportunities for all students.

3

**Community Engagement:** The CEO shall not make significant changes to the operation of the district without meaningful ways for the community to provide input.


# We have an opportunity and a responsibility to build a brighter future



## Today

**Too many schools in too many buildings**

**Hurts the experiences and opportunities we can provide for all students**



## *Brighter Future*

**Strong enrollment in the buildings we need**

**More and better opportunities for all our students**

# More college and career opportunities for high school students



## Today

78% of high schools offer opportunities to earn college credit

59% of high schools offer a career pathway



## Brighter Future

**100%** of high schools will offer **college credit**

**100%** of high schools will offer a **career pathway connected to good jobs**



# More arts, career exploration, and advanced courses at K-8s



## Today

38% of K-8s offer any options beyond art, music, and PE



## Brighter Future

**100% of K-8s will offer at least one additional class**

This could be classes like band, choir, computer science, Algebra I, or foreign language



# More activities outside of school hours



## Today

Out of school activities sometimes struggle with adequate participation, sponsorship, and resources.

At several high schools, the only sports available are e-sports.



## Brighter Future

**More athletics** across all schools and **more clubs** like chess, dance, and robotics.

# More student support



## Today

We have supplemented school budgets to provide wraparound supports for our students.



## Brighter Future

Continue **wraparound supports at every school**, focused on mental and physical health and well being.

# More teacher collaboration and specialization



## Today

Many teachers are the sole teacher of their grade level or subject in their school.

Some teachers must stretch their planning time across preparing high-quality lessons for many different subjects.



## Brighter Future

**All teachers have grade-level peers** to improve collaboration and planning.

**More teachers can specialize**, bringing the best of their planning and teaching to students every day.

# More students and staff in warm, safe, and dry buildings



## Today

70% of our students are served in upgraded buildings



## Brighter Future

**100%** of our students are in **warm, safe, and dry buildings**

# Perfect storm of challenges

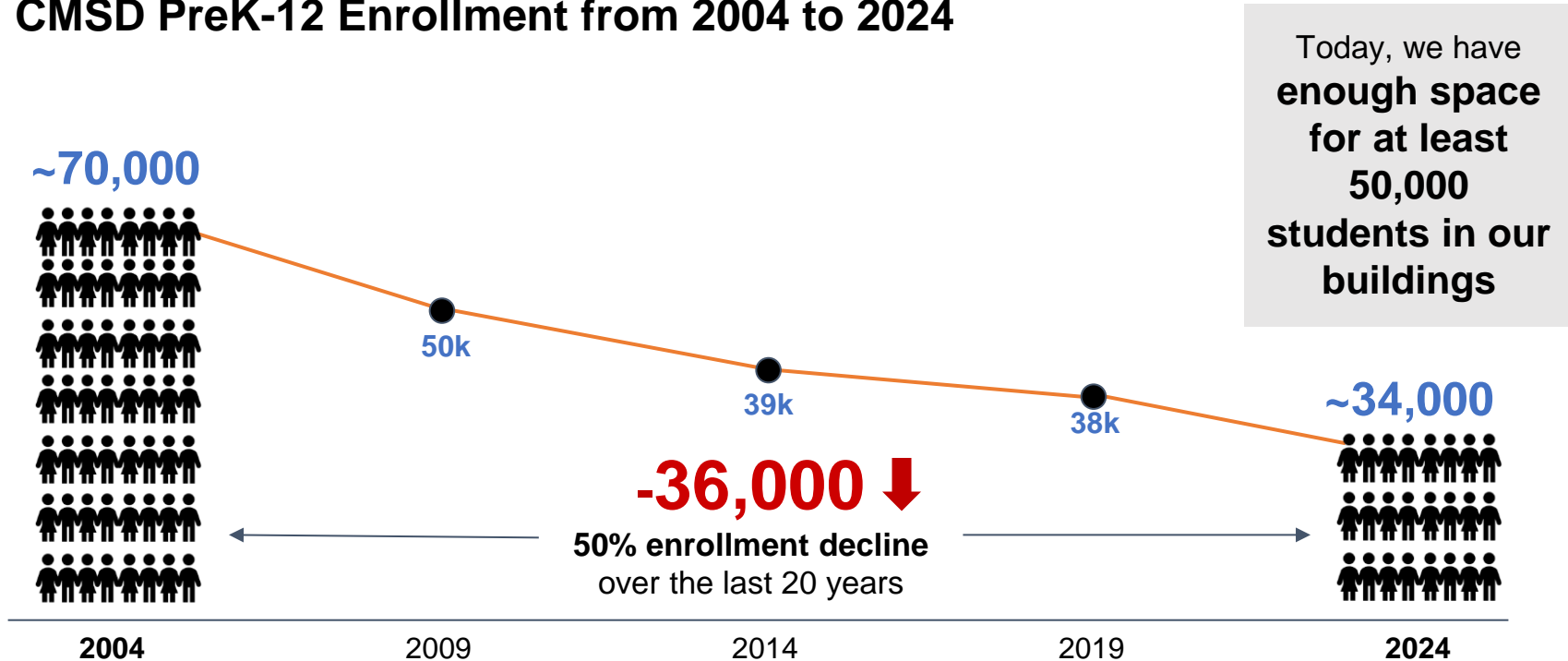


- Declining enrollment
- Increasing costs
- Funding cuts

# We cannot ignore our enrollment declines



## CMUSD PreK-12 Enrollment from 2004 to 2024



Source: Ohio Department of Education, Fall Headcounts

\* Note that values may not match current year totals, due to differences in Headcount vs End of Year enrollment methodology

# Enrollment declines will continue due to forces outside of our control



**Historically low  
births**



**16% decline**  
Cuyahoga County  
births

**Fewer school-  
aged kids**



**13% decline**  
County under-18  
population

**Drops in school  
enrollment**



**15% decline**  
County-wide public  
school enrollment

**Declines in  
CMSD enrollment**



**11% decline**  
**CMSD enrollment**

**CMSD enrollment will continue to decline given these trends**



# Most of our buildings have been upgraded




**70%** students served in upgraded buildings



**52** buildings rebuilt or renovated since 2001

# Not all of our buildings are warm, safe, and dry



# Our buildings have significant unused space



**67%**

available space  
used in K-8  
buildings

**50%**

available space  
used in high school  
buildings





# Few of our schools have strong enrollment



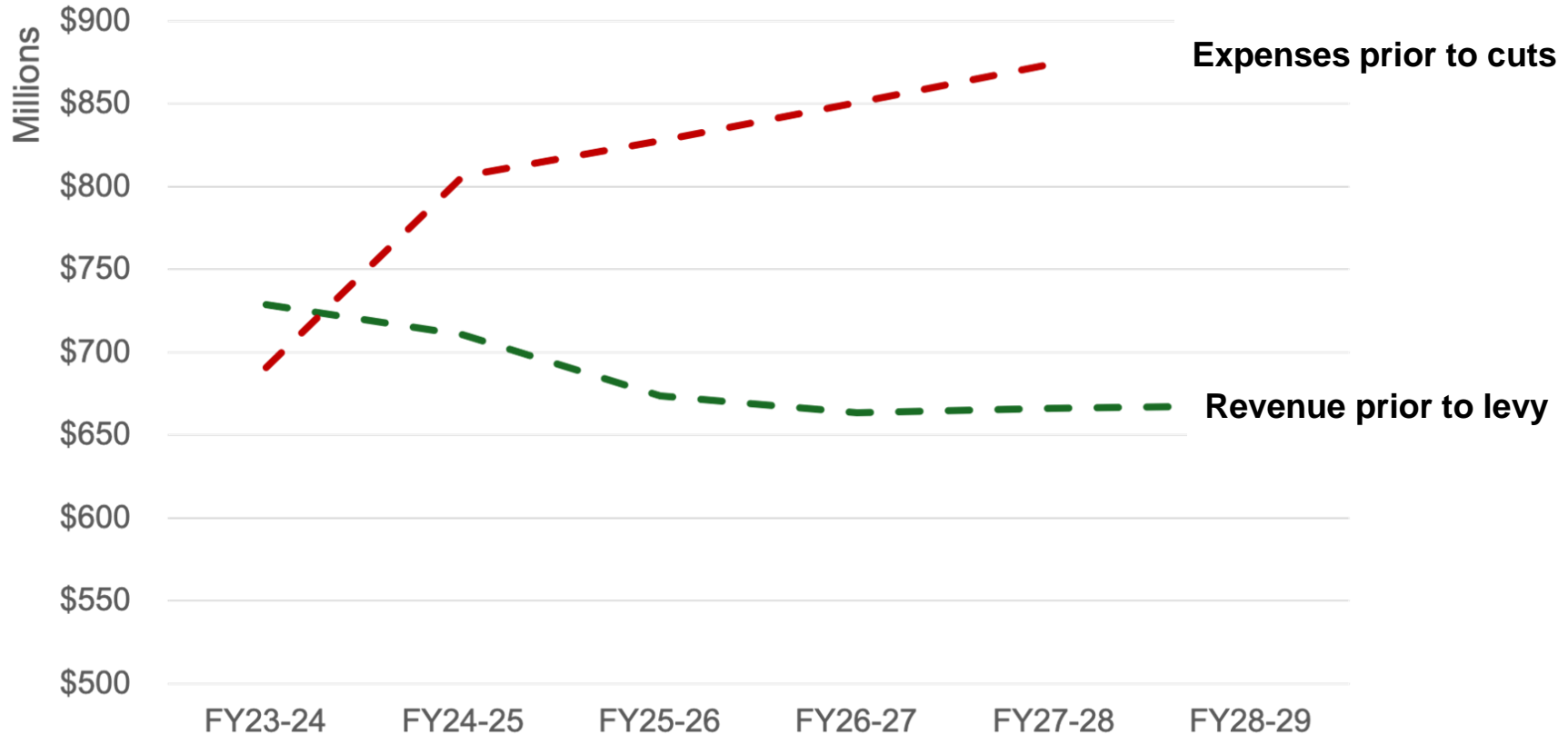
**9 of 63**

K-8s with  
enrollment  
equivalent to two  
classes per grade  
or 450 students

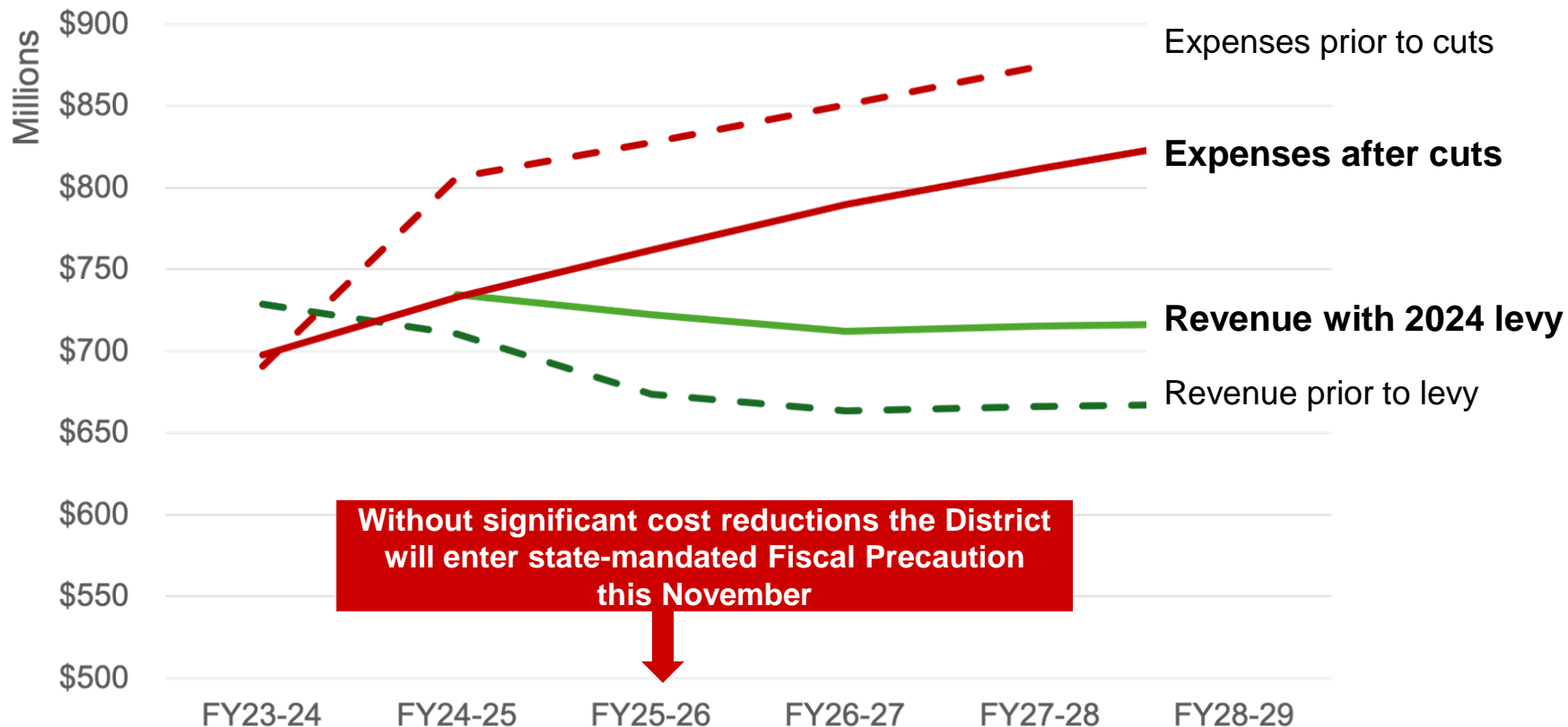
**3 of 27**

High Schools with  
enrollment  
equivalent to 125  
students per grade  
or 500 students

# Our finances are out of balance



# Our finances are out of balance, even with cost cutting and a levy



# We have an opportunity and a responsibility to act





# We have an opportunity and a responsibility to build a brighter future



## ***Brighter Future***

**Strong enrollment in the buildings we need**

**More and better opportunities for all our students**



# We have hard, but necessary decisions ahead



Recommendations from this process will include:

---

- ☐ School closures, consolidations, and relocations
- ☐ Enhancing, moving and/or combining some programming
- ☐ New uses for some buildings
- ☐ Prioritizing funds to maintain existing buildings
- ☐ Some limited investments in new buildings

# Our recommendations will be informed by data



## Primary data points

### School



- Enrollment levels
- Enrollment trends



## Additional data and context

- Student outcomes (Report Card Star Rating)
- Special programming or unique models offered at a school
- Student demographics at each school (income, race, students with special needs)
- Student retention rates
- Regional historic and forecast enrollment trends
- Distance students travel to school (choice patterns)


### Building



- Building utilization
- Building condition



- Number of school options nearby
- Physical barriers impacting walker safety
- Building details (green space, gym, auditorium, etc.)
- Cost to upgrade and maintain buildings
- Other neighborhood and historical factors

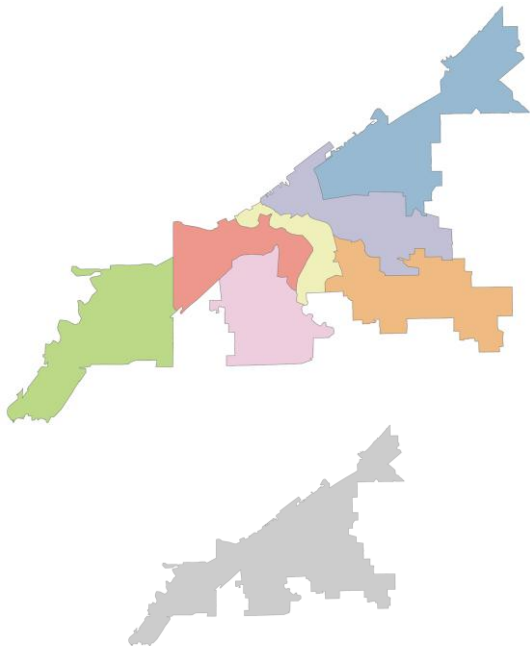


**Taking a  
closer look at  
our data**

# Building condition



Percentage of students in a region attending school in an upgraded building

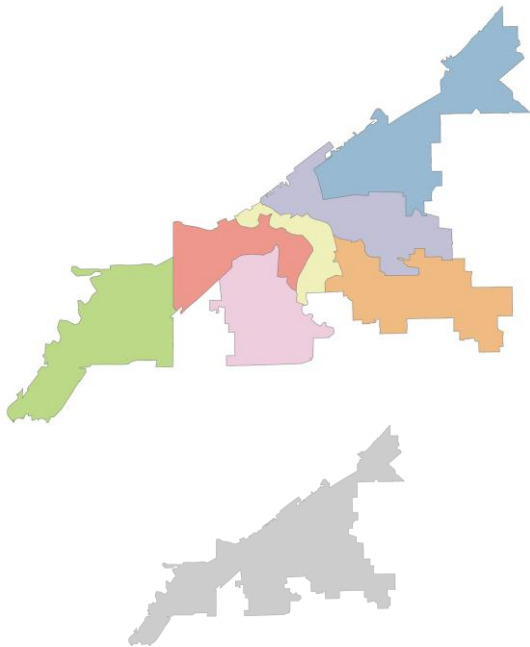


	K-8	HS
Northeast	100%	57%
Central East	68%	55%
Southeast	87%	100%
Near West	62%	100%
West	18%	69%
Southwest	84%	69%
Specialty (City-wide)	49%	
<b>CMSD total</b>	<b>68%</b>	<b>71%</b>

Source: ODE 23-24 Building Enrollment, CMSD Facility Assessments  
Note: Upgraded buildings are those with a building condition score of 70 or greater in 2024 Facility Assessments; Non-standard programs excluded (School of One, Natividad Pagan INA, Remote, DEC); High school analysis also excludes enrollment numbers for MC2STEM and Campus International as these high schools operate out of non-CMSD buildings; K8 analysis excludes enrollment for Walton as it is merging with Clark. Upgrades to Clark and Gallagher will be completed Aug 2025 so for now they are not included in the upgraded buildings. Stonebrook-White K-8 is comprised of two buildings of differing quality so enrollment is split across the buildings.



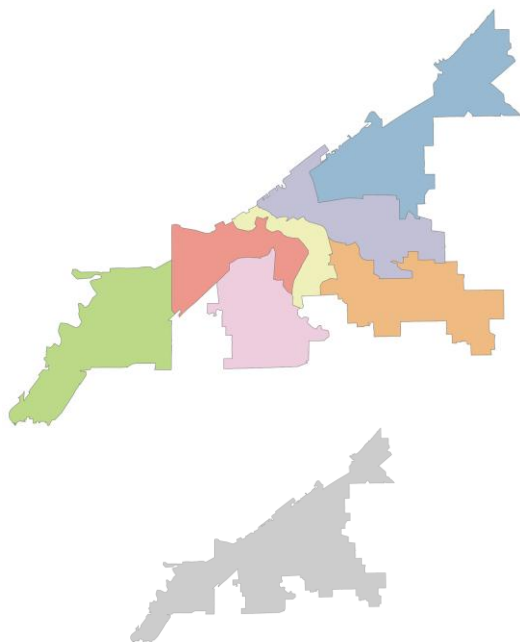
Percentage of available space utilized in each region



	K-8	HS
Northeast	57%	35%
Central East	61%	39%
Southeast	65%	46%
Near West	86%	86%
West	64%	52%
Southwest	94%	85%
Specialty (City-wide)	58%	
<b>CMSD total</b>	<b>67%</b>	<b>50%</b>

Source: ODE 23-24 Building Enrollment, CMSD Facility Assessments  
Note: Non-standard programs excluded (School of One, Natividad Pagan INA, Remote, DEC); High school analysis also excludes enrollment numbers for MC2STEM and Campus International as these high schools operate out of non-CMSD buildings; K8 analysis excludes enrollment for Walton as it is merging with Clark

# K-8 Enrollment



	K-8 schools	Median enrollment	K-8s with strong, healthy enrollment (≥450 students)	
Northeast	12	267	0	0%
Central East	7	282	1	14%
Southeast	10	339	0	0%
Near West	11	403	4	36%
West	6	325	1	17%
Southwest	5	442	2	40%
Specialty (City-wide)	12	314	1	8%
<b>CMSD PreK-8 total</b>	<b>63</b>	<b>329</b>	<b>9</b>	<b>14%</b>

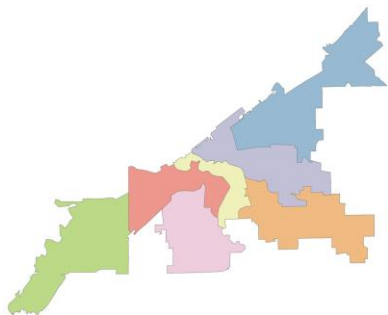
Note: Enrollment excludes Pre-K; non-standard programs excluded (Natividad Pagan INA, Remote)  
Source: ODE Report Card 2023-24



# High School Enrollment



	High schools	Locations	Median enrollment	High schools with strong, healthy enrollment (≥500)
Northeast	8	6	294	0
Central East	4	5	276	0
Southeast	2	2	555	1 50%
Near West	2	1	417	0
West	6	5	325	2 33%
Southwest	5	3	437	0
<b>CMSD HS total</b>	<b>27</b>	<b>22</b>	<b>346</b>	<b>3 11%</b>



Note: Non-standard programs excluded (School of One, Natividad Pagan INA, Remote, DEC)  
Source: ODE Report Card 23-24

# Our recommendations will be informed by data



**Primary data points**



**Additional data and  
context**

*Data we are sharing  
today*

*Please help us round  
out these inputs*

# Let's Discuss!



## Breakout Room Instructions

- In a moment, you will be redirected to a breakout room
- Each room will have a CMSD note taker to make sure we capture all your feedback
- Please discuss these questions
- You are also welcome to send written comments to CMSD through the chat
- Please make space for all voices in the room

What questions or new ideas were sparked from the data in this presentation?

What is unique to your neighborhood that you want to ensure helps inform the decisions moving forward?

What did you hear that you think others in our community need to know?



## **Looking Ahead**

# Building Brighter Futures emerging timeline



**Spring 2025**

**Community  
Conversations**

Share data and  
gather input from  
the community

**Summer 2025**

**Planning**

Use data and  
community input to  
inform specific school  
and building options

**Fall 2025 - Summer 2026**

**Support and Prepare to  
Implement**

Extended time for implementation  
preparation to include increased  
support for students, families, staff  
and communities through changes

**Fall 2026**



Changes go  
into effect at  
the start of the  
2026-27  
school year

# Immediate next steps



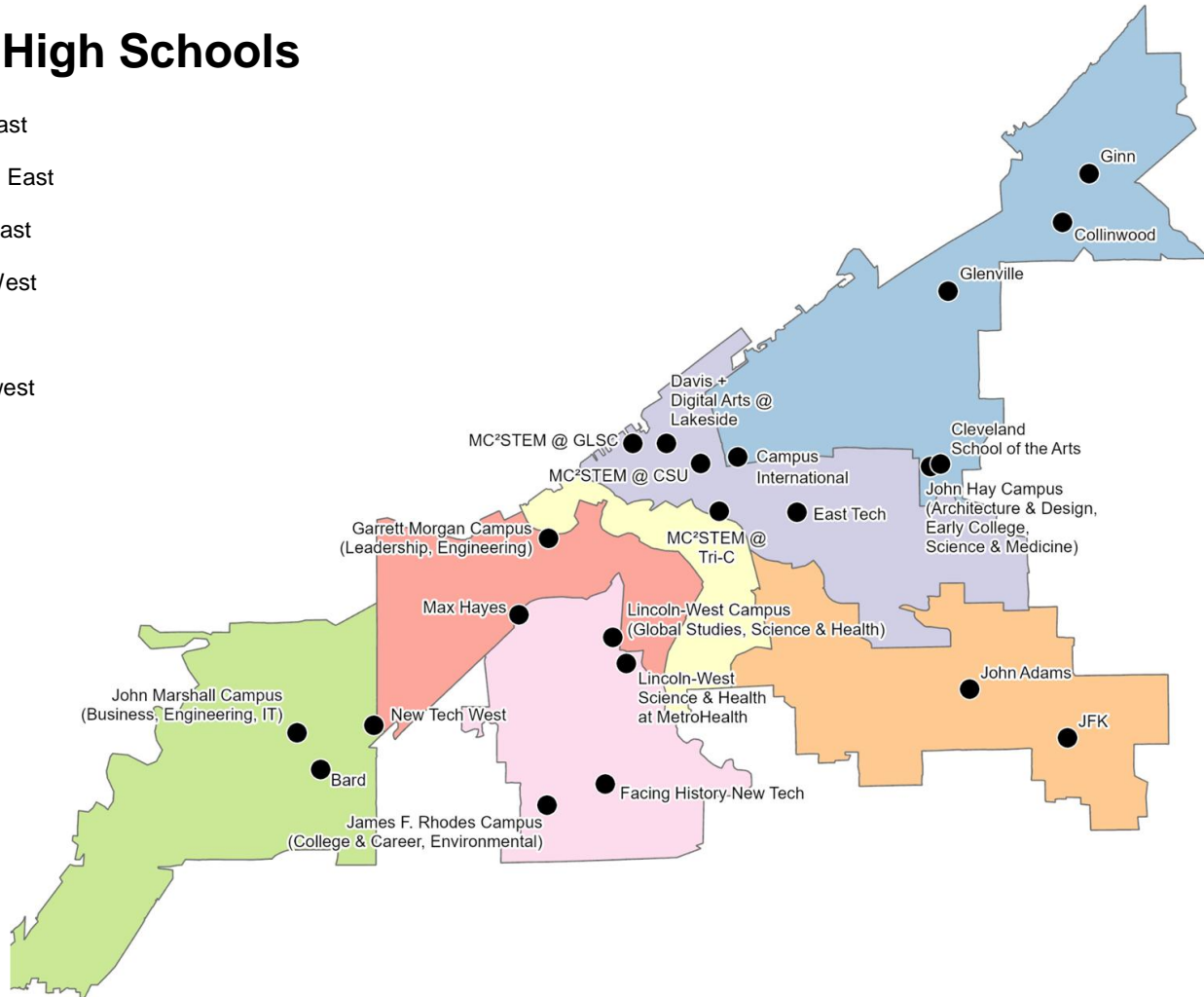
- Encourage others to join future meetings
- Visit <https://www.clevelandmetroschools.org/building-brighter-futures>
- Share feedback online through *Let's Talk*
- Please complete the survey before you leave:
  - <https://app.smartsheet.com/b/form/704ec38c5e1442feabcca23bec5cb5e2>



**Thank you for coming!**

# CMSD High Schools

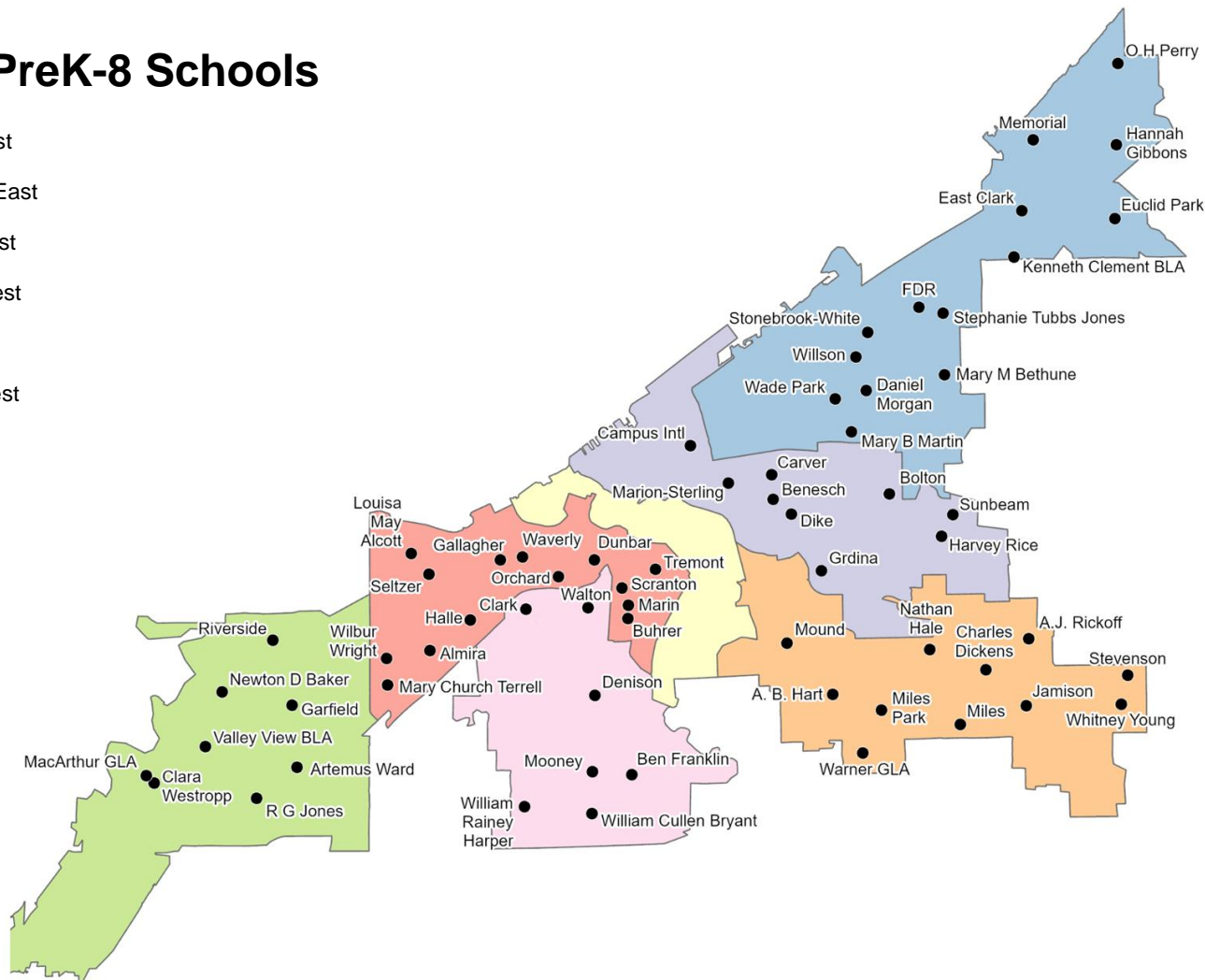
- Northeast
- Central East
- Southeast
- Near West
- West
- Southwest





# CMSD PreK-8 Schools

- Northeast
- Central East
- Southeast
- Near West
- West
- Southwest



## Regions and Neighborhoods

